



**Chapa RoofTec 0.03x1x10.0 metro**



Peso: 85.500 Comprimento 10.000 Volume:

08.C3.1000


**Chapa RoofTec 0.03x1x3.85 metro**



Peso: 32.910 Comprimento 3.850 Volume:

08.C3.385


**Chapa RoofTec 0.03x1x3.4 metro**



Peso: 29.070 Comprimento 3.400 Volume:

08.C3.340


**Chapa RoofTec 0.03x1x4.0 metro**



Peso: 34.200 Comprimento 4.000 Volume:

08.C3.400


**Chapa RoofTec 0.03x1x3.5 metro**



Peso: 29.920 Comprimento 3.500 Volume:

08.C3.350


**Chapa RoofTec 0.03x1x4.5 metro**



Peso: 38.470 Comprimento 4.500 Volume:

08.C3.450


**Chapa RoofTec 0.03x1x5.0 metro**



Peso: 42.750 Comprimento 5.000 Volume:

08.C3.500


**Chapa RoofTec 0.03x1x5.5 metro**



Peso: 47.020 Comprimento 5.500 Volume:

08.C3.550


**Chapa RoofTec 0.03x1x5.1 metro**



Peso: 43.600 Comprimento 5.100 Volume:

08.C3.510


**Chapa RoofTec 0.03x1x6.0 metro**



Peso: 51.300 Comprimento 6.000 Volume:

08.C3.600


**Chapa RoofTec 0.03x1x5.4 metro**



Peso: 46.170 Comprimento 5.400 Volume:

08.C3.540


**Chapa RoofTec 0.03x1x6.5 metro**



Peso: 56.570 Comprimento 6.500 Volume:

08.C3.650


**Chapa RoofTec 0.03x1x6.7 metro**



Peso: 57.280 Comprimento 6.700 Volume:

08.C3.670


**Chapa RoofTec 0.03x1x7.7 metro**



Peso: 65.830 Comprimento 7.700 Volume:

08.C3.770

**Chapa RoofTec 0.03x1x7.0 metro**



Peso: 59.850 Comprimento 7.000 Volume:

08.C3.700


**Chapa RoofTec 0.03x1x7.8 metro**



Peso: 66.690 Comprimento 7.800 Volume:

08.C3.780

**Chapa RoofTec 0.03x1x7.5 metro**



Peso: 64.120 Comprimento 7.500 Volume:

08.C3.750


**Chapa RoofTec 0.03x1x8.0 metro**



Peso: 68.400 Comprimento 8.000 Volume:

08.C3.800


**Chapa RoofTec 0.03x1x8.5 metro**



Peso: 72.670 Comprimento 8.500 Volume:

08.C3.850


**Chapa RoofTec 0.05x1x3.6 metro**



Peso: 47.380 Comprimento 5.300 Volume:

08.C5.360


**Chapa RoofTec 0.03x1x9.0 metro**



Peso: 76.950 Comprimento 9.000 Volume:

08.C3.900


**Chapa RoofTec 0.05x1x5.0 metro**



Peso: 44.700 Comprimento 5.000 Volume:

08.C5.500


**Chapa RoofTec 0.03x1x9.5 metro**



Peso: 81.220 Comprimento 9.500 Volume:

08.C3.950

**Chapa RoofTec 0.05x1x5.3 metro**



Peso: 47.380 Comprimento 5.300 Volume:

08.C5.530

**Coppometa 50mm Barro Ral8004 6.0 metro**



Peso:                  Comprimento    6.000                  Volume:

08.C5.BRAL8004.600


**Imacoppo Terra Cotta 1.104x3.282**

Peso:    47.380    Comprimento    5.300                  Volume:

08.I.TC.1.104X3.28

**Cumeeira 3 - 3.1M**

Sistema translúcido para painel e remates



Peso:                  Comprimento    3.100                  Volume:

08.CUM3

**Imacoppo Terra Cotta 1.104x5.251**

Peso:    47.380    Comprimento    5.300                  Volume:

08.I.TC.1.104X5.25

**Imacoppo Terra Cotta 1.104x2.090**

Peso:    47.380    Comprimento    5.300                  Volume:

08.I.TC.1.104X2.09

**Cumeeira Imacoppo Terra Cotta 1.280mm**

Peso:    47.380    Comprimento    5.300                  Volume:

08.I.TC.C

### Fecho de Cumeeira Imacoppo Terra Cotta

Peso: 47.380 Comprimento 5.300 Volume:

08.I.TC.CF

### Imafix Terra Cotta

Peso: 47.380 Comprimento 5.300 Volume:

08.I.TC.I

### Parafuso Auto Roscante100 (100un)



Peso: Comprimento 0.090 Volume:

08.P.AR100

### Parafuso Auto Roscante 60 (200un)



Peso: Comprimento 0.060 Volume:

08.P.AR60

### Parafuso Auto Roscante 80 (200un)



Peso: Comprimento 0.080 Volume:

08.P.AR80

### Parafuso Auto Roscante90 (100un)



Peso: Comprimento 0.090 Volume:

08.P.AR90

**Chapa P177 1.25M NT FS**



Peso:                  Comprimento    1.250                  Volume:

08.P177.125

**Chapa P177 2.00M NT FS**



Peso:                  Comprimento    2.000                  Volume:

08.P177.200

**Chapa P177 1.60M NT FS**



Peso:                  Comprimento    1.600                  Volume:

08.P177.160

**Chapa P177 2.50M NT FS**



Peso:                  Comprimento    2.500                  Volume:

08.P177.250

**Chapa P177 1.80M NT FS**



Peso:                  Comprimento    1.800                  Volume:

08.P177.180

**Chapa P177 3.00M NT FS**



Peso:                  Comprimento    3.000                  Volume:

08.P177.300

**Remate Topo Rooftec 3**



Peso:                      Comprimento                      Volume:

08.REM3

**Chapa Lacada TR35/995 8.0 metro**



Peso:                      Comprimento                      Volume:

08.TR35/995.800

**Remate Topo Rooftec 5**



Peso:                      Comprimento                      Volume:

08.REM5

**Chapa TR35/995 8 metro Translucida**



Peso:                      Comprimento                      Volume:

08.TR35/995.TR.800

**Chapa Lacada TR35/995 6.5 metro**



Peso:                      Comprimento                      Volume:

08.TR35/995.650